



# Long Beach Chapter 2 Communications

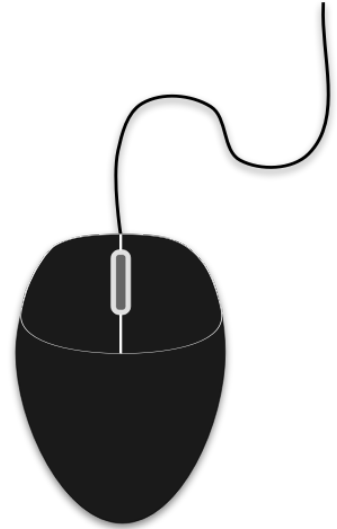
Click . . . . .



## Chapter 2 - New Website

- <https://csea.com/chapters/2>
- <https://mychapter.csealbchapter2.com>

\* Both of these web addresses will take you to the same website starting on July 1, 2022.



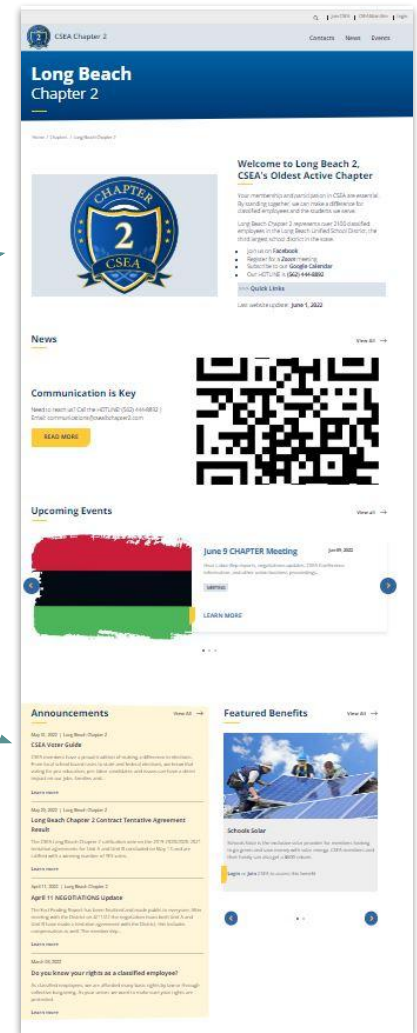


# Chapter 2 - New Website 101

The website is divided in sections.

- Home
- News
- Upcoming Events
- Announcements/Featured

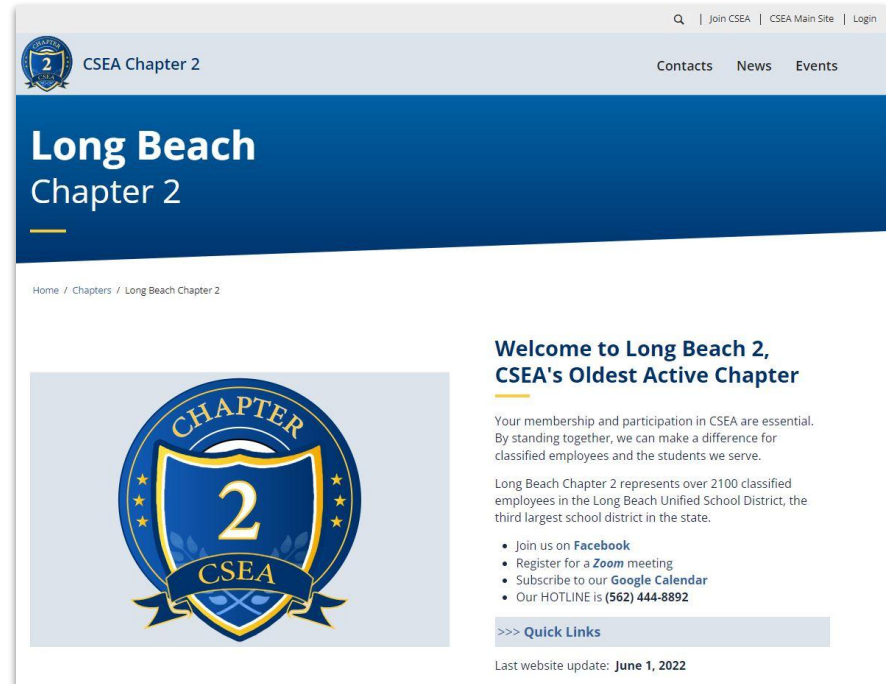
\* These sections are contained in one long page.  
Scroll down to navigate to each section.



# Chapter 2 - Home

Contains a brief description and most common links and chapter leaders contact information, including the last time the website was updated.

\* Check out the “Quick Links” shortcut.



The screenshot shows the homepage for CSEA Chapter 2, Long Beach. At the top, there is a navigation bar with a search icon, links for "Join CSEA", "CSEA Main Site", and "Login". Below this is a secondary navigation bar with "CSEA Chapter 2" and links for "Contacts", "News", and "Events". The main header features the text "Long Beach Chapter 2" in a large, bold font. Below the header, a breadcrumb trail reads "Home / Chapters / Long Beach Chapter 2". The main content area is split into two columns. The left column contains a large, detailed version of the CSEA Chapter 2 logo, which is a blue shield with a gold border, featuring the number "2" in the center, the word "CHAPTER" at the top, and "CSEA" at the bottom. The right column contains a welcome message: "Welcome to Long Beach 2, CSEA's Oldest Active Chapter". Below this, there is a paragraph of text: "Your membership and participation in CSEA are essential. By standing together, we can make a difference for classified employees and the students we serve." This is followed by another paragraph: "Long Beach Chapter 2 represents over 2100 classified employees in the Long Beach Unified School District, the third largest school district in the state." Below the text is a list of quick links: "Join us on Facebook", "Register for a Zoom meeting", "Subscribe to our Google Calendar", and "Our HOTLINE is (562) 444-8892". At the bottom of the right column, there is a "Quick Links" section with a right-pointing arrow and the text "Quick Links". Finally, at the very bottom of the page, it says "Last website update: June 1, 2022".



# Chapter 2 - News

Contains most of the contents on the chapter website. Click on “View All” to see all of the topics.



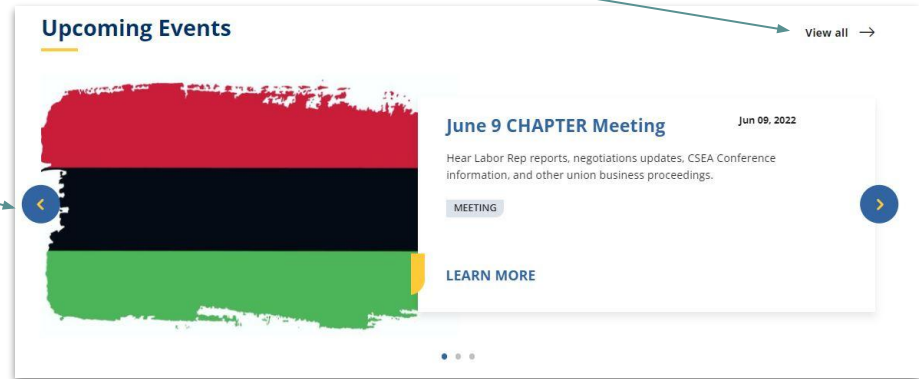
\* Click on the yellow button/accent on each topic to view the whole post.



# Chapter 2 - Upcoming Events

See what events are coming up, in the chapter or the state.

Scroll through using the blue button arrows or click on “View All”.



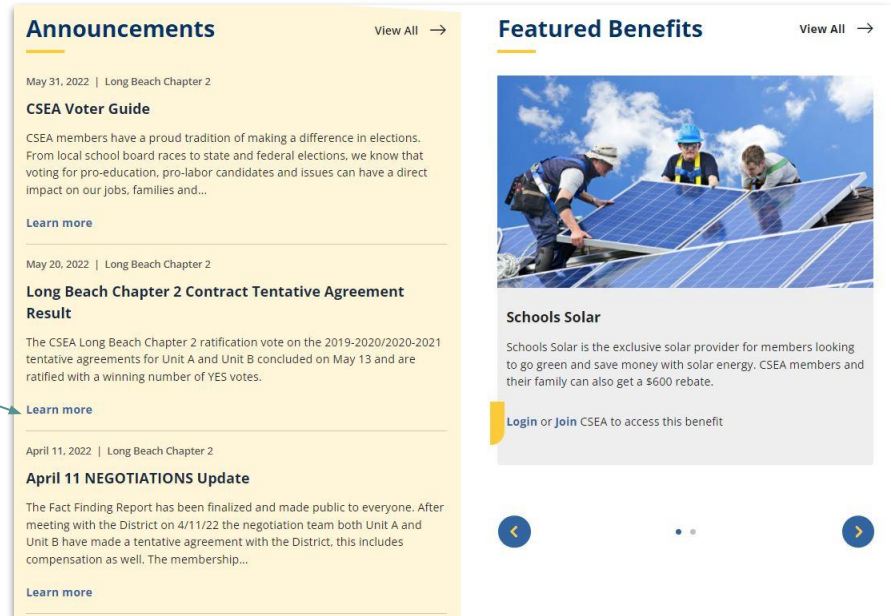
\* Click on the yellow button/accent on each topic to view the whole post.

# Chapter 2 - Announcements/Featured

Announcements are basically a highlighted post from the NEWS section.

Featured are auto-generated by the CSEA website. Click on “Learn More” to see the rest of the post.

\* Click on “View All” or on the blue button arrows to see more posts.



The screenshot displays two main content areas on a website. The left area, titled "Announcements", has a yellow background and contains three entries. Each entry includes a date, a chapter reference, a title, a short text snippet, and a "Learn more" link. The right area, titled "Featured Benefits", has a white background and features a large image of workers installing solar panels. Below the image is a title "Schools Solar", a descriptive paragraph, and a "Login or Join CSEA to access this benefit" link. Navigation arrows are visible at the bottom of both sections.

**Announcements** [View All](#) →

May 31, 2022 | Long Beach Chapter 2

**CSEA Voter Guide**

CSEA members have a proud tradition of making a difference in elections. From local school board races to state and federal elections, we know that voting for pro-education, pro-labor candidates and issues can have a direct impact on our jobs, families and...

[Learn more](#)

May 20, 2022 | Long Beach Chapter 2

**Long Beach Chapter 2 Contract Tentative Agreement Result**

The CSEA Long Beach Chapter 2 ratification vote on the 2019-2020/2020-2021 tentative agreements for Unit A and Unit B concluded on May 13 and are ratified with a winning number of YES votes.

[Learn more](#)


April 11, 2022 | Long Beach Chapter 2

**April 11 NEGOTIATIONS Update**

The Fact Finding Report has been finalized and made public to everyone. After meeting with the District on 4/11/22 the negotiation team both Unit A and Unit B have made a tentative agreement with the District, this includes compensation as well. The membership...

[Learn more](#)

**Featured Benefits** [View All](#) →



**Schools Solar**

Schools Solar is the exclusive solar provider for members looking to go green and save money with solar energy. CSEA members and their family can also get a \$600 rebate.

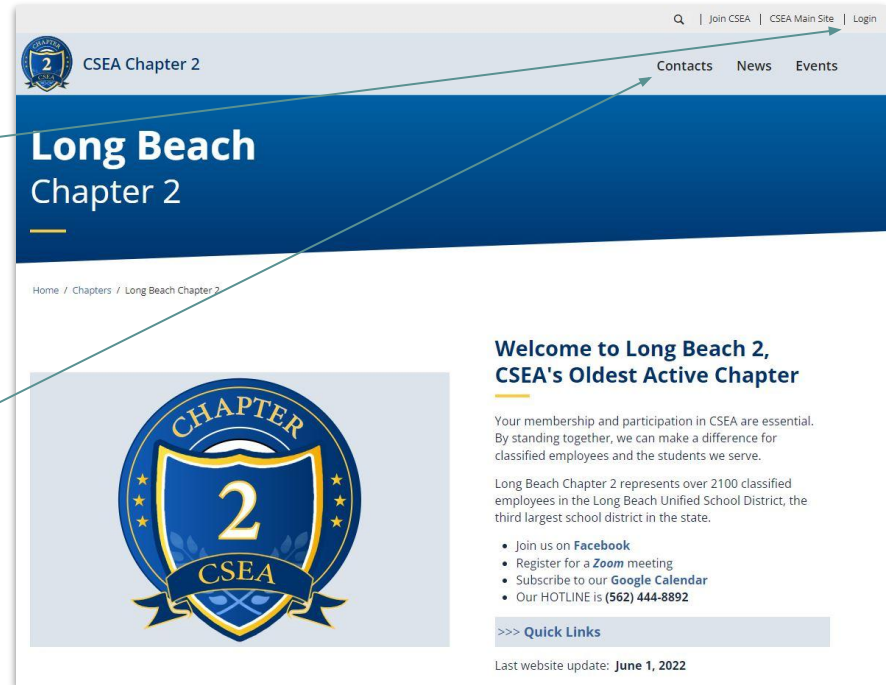
[Login or Join CSEA to access this benefit](#)

# Chapter 2 - Other Links

LOGIN - Maximize your website experience by logging in. Create an account if you haven't yet. Some links REQUIRE that you are logged in and a verified CSEA member.

CONTACTS - click on this link to email your chapter officers and other member leaders.

\* Click on the smaller Chapter 2 logo on top of the page to return to the main chapter website.



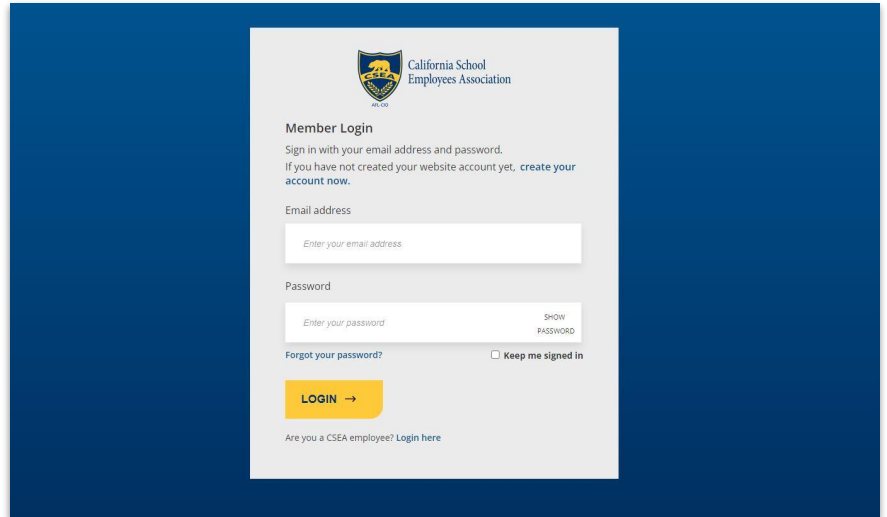
The screenshot shows the website for Long Beach Chapter 2 of CSEA. At the top right, there is a search bar and navigation links for "Join CSEA", "CSEA Main Site", and "Login". Below this is a dark blue header with the text "CSEA Chapter 2" and a smaller version of the chapter logo. To the right of the header are links for "Contacts", "News", and "Events". The main content area features a large blue banner with "Long Beach Chapter 2" and a breadcrumb trail "Home / Chapters / Long Beach Chapter 2". Below the banner is a large version of the chapter logo. To the right of the logo is a "Welcome to Long Beach 2, CSEA's Oldest Active Chapter" section with a paragraph of text and a list of links: "Join us on Facebook", "Register for a Zoom meeting", "Subscribe to our Google Calendar", and "Our HOTLINE is (562) 444-8892". At the bottom right, there is a "Quick Links" section and a footer note: "Last website update: June 1, 2022". Three green arrows point from the text on the left to the "Login" link, the "Contacts" link, and the chapter logo.



# Chapter 2 - Other Links (LOGIN)

LOGIN - Maximize your website experience by logging in. Create an account if you haven't yet.

- Enter your email and password.
- Click on **“create your account now”** if this is your first time logging in. Their system will tell you if the account exists already. If so, just reset your password using the **“Forgot your password”** link.



The screenshot shows the login interface for the California School Employees Association. At the top left is the organization's logo, a shield with a sun and the year 1969. To the right of the logo is the text "California School Employees Association". Below the logo and text is the heading "Member Login". Underneath the heading is the instruction "Sign in with your email address and password." followed by a link: "If you have not created your website account yet, [create your account now.](#)". There are two input fields: "Email address" with a placeholder "Enter your email address" and "Password" with a placeholder "Enter your password" and a "SHOW PASSWORD" link. Below the password field is a checkbox labeled "Keep me signed in" and a link "Forgot your password?". At the bottom left is a yellow "LOGIN →" button. At the bottom right is a link "Are you a CSEA employee? [Login here](#)".

## Chapter 2 - Other Links (LOGIN) continued

LOGIN - Create your account.

**Important:** *To verify your membership, the email address you enter must match the email address CSEA have on file for you. (This is likely the email address where you currently receive CSEA email.)*



\* Email [communications@csealbchapter2.com](mailto:communications@csealbchapter2.com) if you need assistance in signing up.

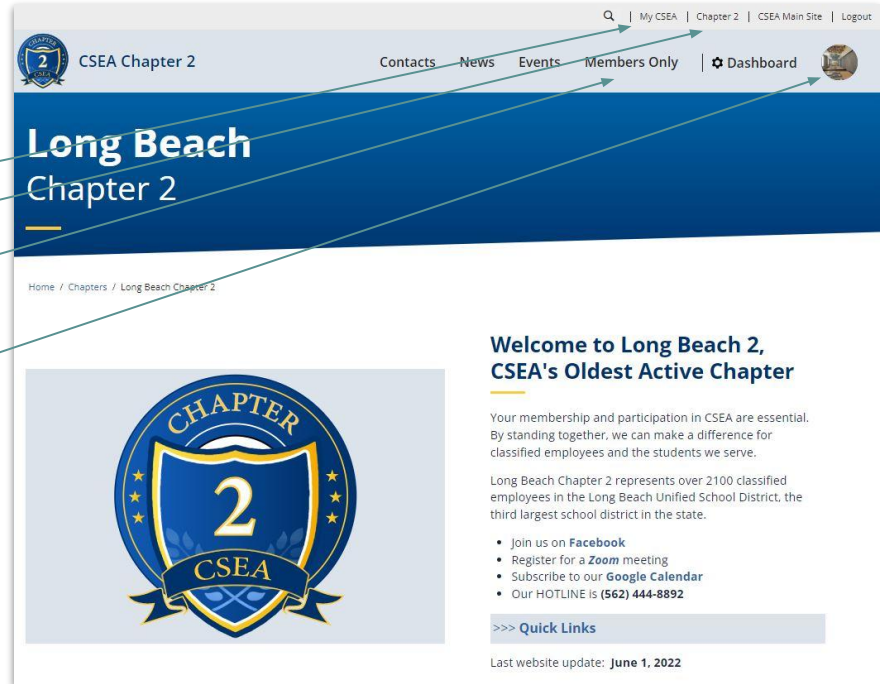
The screenshot shows a mobile app interface for account creation. At the top left is a 'Cancel' button with a left arrow. The header features the CSEA logo and the text 'California School Employees Association'. Below this is the heading 'Create your account' followed by the instruction: 'You must be a CSEA member or Retiree Unit member to create an account.' An important note states: 'Important: To verify your membership, the email address you enter must match the email address we have on file for you. (This is likely the email address where you currently receive CSEA email.)' The form contains several input fields: 'Email address' with a placeholder 'Enter your email address', 'Create password' with a placeholder 'Enter your password' and a 'SHOW PASSWORD' button, 'Confirm password' with a placeholder 'Re-Enter your password' and a 'SHOW PASSWORD' button, 'First name' with a placeholder 'Enter your first name', and 'Last name' with a placeholder 'Enter your last name'. At the bottom is a yellow 'CREATE ACCOUNT' button with a right arrow.

# Chapter 2 - Other Links (LOGIN) continued

Once you sign in, notice the gray and blue navigation bars will have a few more links that are specific to your account.

- My CSEA
- Chapter 2
- Members Only
- Your profile picture (which you can change)
- Dashboard (only for webmasters)

\* Click on the smaller Chapter 2 logo on top of the page to return to the main chapter website.



The screenshot shows the CSEA Chapter 2 website interface. At the top, there is a search bar and navigation links: My CSEA, Chapter 2, CSEA Main Site, and Logout. Below this is a secondary navigation bar with links: Contacts, News, Events, Members Only, and Dashboard. The main header features the text "Long Beach Chapter 2" in a large, bold font. Below the header, there is a breadcrumb trail: Home / Chapters / Long Beach Chapter 2. The main content area is divided into two columns. The left column features a large, circular logo for "CHAPTER 2 CSEA" with a blue and gold color scheme. The right column contains a welcome message: "Welcome to Long Beach 2, CSEA's Oldest Active Chapter". Below the welcome message, there is a paragraph of text: "Your membership and participation in CSEA are essential. By standing together, we can make a difference for classified employees and the students we serve." This is followed by another paragraph: "Long Beach Chapter 2 represents over 2100 classified employees in the Long Beach Unified School District, the third largest school district in the state." Below this, there are three bullet points: "Join us on Facebook", "Register for a Zoom meeting", and "Subscribe to our Google Calendar". The final bullet point is "Our HOTLINE is (562) 444-8892". At the bottom of the right column, there is a "Quick Links" section with a right-pointing arrow and the text "Quick Links". At the very bottom of the page, there is a footer: "Last website update: June 1, 2022".




**Click**

# Need Help?

Leave a message at the beep  
**(562) 444-8892 ext 111**

Email  
**[communications@csealbchapter2.com](mailto:communications@csealbchapter2.com)**



Thank you for your time and HAVE A GREAT DAY.